

Taken base length = 54m			From BijuliBazar To Babarmahal				
SN	Speed group Kmph		time group sec		Vehicle		
	min	max	min	max	2 W	3 W	4W
1	0	5	38.88		0	0	0
2	5	10	19.44	38.88	0	0	0
3	10	15	12.96	19.44	0	0	0
4	15	20	9.72	12.96	0	2	0
5	20	25	7.78	9.72	2	0	8
6	25	30	6.48	7.78	17	0	12
7	30	35	5.55	6.48	20	0	17
8	35	40	4.86	5.55	11	0	9
9	40	45	4.32	4.86	5	0	6
10	45	50	3.89	4.32	2	0	6
11	50	55	3.53	3.89	2	0	1
12	55	60	3.24	3.53	1	0	1
13	60	65	2.99	3.24	0	0	0
14	65	70	2.78	2.99	0	0	0
15	70	75	2.59	2.78	0	0	0
16	75	80	2.43	2.59	0	0	0
17	80	85	2.29	2.43	0	0	0
18	85	90	2.16	2.29	0	0	0
19	90	95	2.05	2.16	0	0	0
20	95	100	1.94	2.05	0	0	0
21	100	105	1.85	1.94	0	0	0
					60	2	60

Group Members

Aashish Khadka
Aashish Manandhar
Aayush Phuyal
Abhash Acharya

Ajar Lal Shrestha
Ajay Yadav
Alisha Siwakoti
Amrit Regmi

This page is intentionally left blank.

Taken base length = 54m			From Babarmahal to BijuliBazar					
SN	Speed group Kmph		time group sec		Vehicle			
	min	max	min	max	2 W	3 W	4W	
1	0	5	38.88		0	0	0	
2	5	10	19.44	38.88	0	0	0	
3	10	15	12.96	19.44	0	1	0	
4	15	20	9.72	12.96	0	0	0	
5	20	25	7.78	9.72	2	7	5	
6	25	30	6.48	7.78	9	2	12	
7	30	35	5.55	6.48	11	0	18	
8	35	40	4.86	5.55	11	0	12	
9	40	45	4.32	4.86	6	0	6	
10	45	50	3.89	4.32	6	0	4	
11	50	55	3.53	3.89	5	0	1	
12	55	60	3.24	3.53	2	0	1	
13	60	65	2.99	3.24	4	0	1	
14	65	70	2.78	2.99	2	0	0	
15	70	75	2.59	2.78	1	0	0	
16	75	80	2.43	2.59	1	0	0	
17	80	85	2.29	2.43	0	0	0	
18	85	90	2.16	2.29	0	0	0	
19	90	95	2.05	2.16	0	0	0	
20	95	100	1.94	2.05	0	0	0	
21	100	105	1.85	1.94	0	0	0	
					60	10	60	

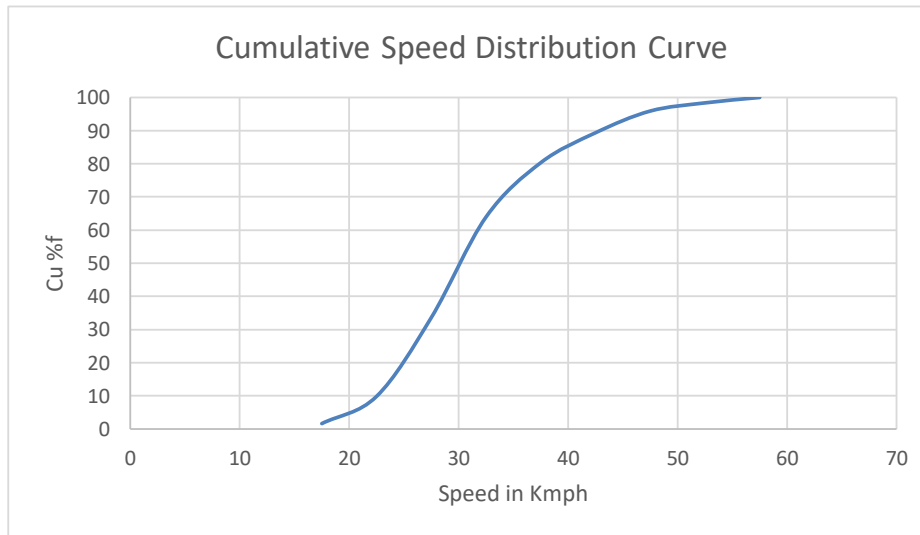
Group Members

Aashish Khadka
Aashish Manandhar
Aayush Phuyal
Abhash Acharya

Ajar Lal Shrestha
Ajay Yadav
Alisha Siwakoti
Amrit Regmi

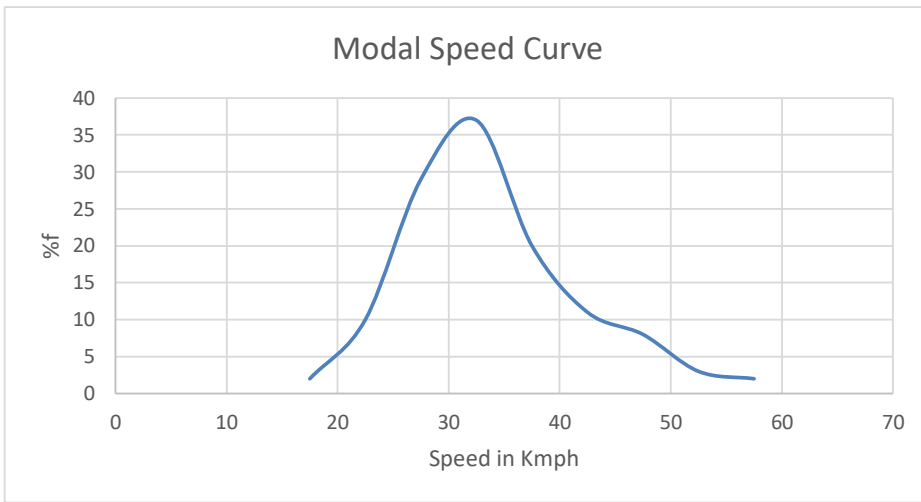
This page is intentionally left blank.

Middle Speed	From BijuliBazar To Babarmahal	%f	%cf
	Total Count		
2.5	0	0	0
7.5	0	0	0
12.5	0	0	0
17.5	2	1.639344	1.63934
22.5	10	8.196721	9.836061
27.5	29	23.77049	33.60655
32.5	37	30.32787	63.93442
37.5	20	16.39344	80.32786
42.5	11	9.016393	89.34426
47.5	8	6.557377	95.90164
52.5	3	2.459016	98.36065
57.5	2	1.639344	100
62.5	0	0	100
67.5	0	0	100
72.5	0	0	100
77.5	0	0	100
82.5	0	0	100
87.5	0	0	100
92.5	0	0	100
97.5	0	0	100
102.5	0	0	100
	122	100	



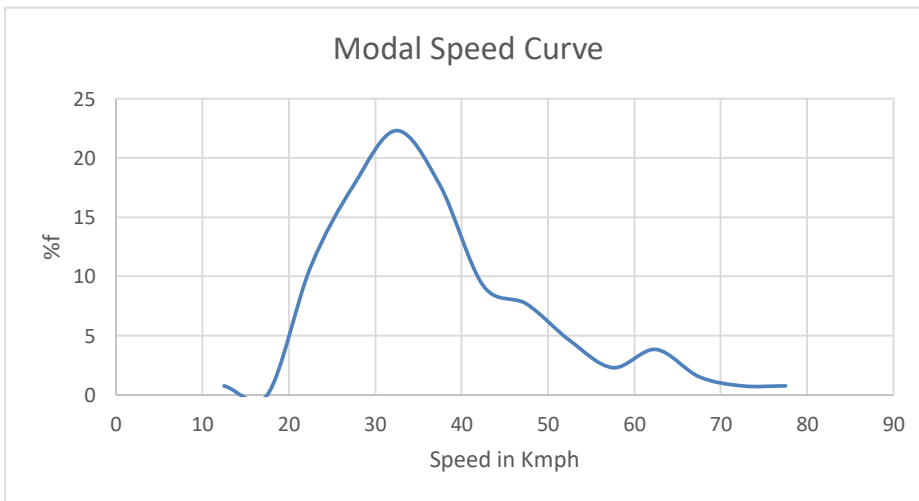
From Curve

- 15th percentile speed = 24Kmph
- 50th percentile speed = 31Kmph
- 85th percentile speed = 40Kmph
- 98th percentile speed = 54Kmph



From Curve

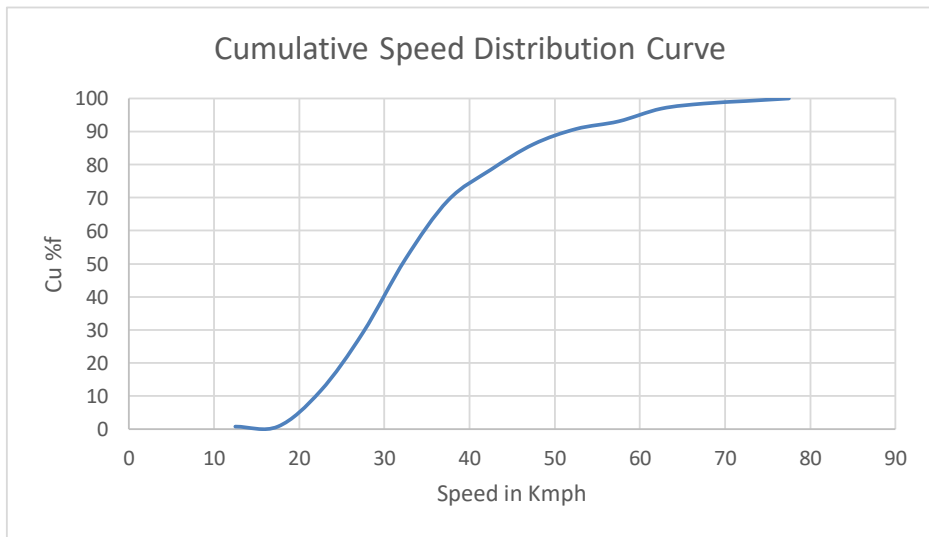
Modal Speed = 33Kmph



From Curve

Modal Speed = 33Kmph

Middle Speed	From Babarmahal To BijuliBazar		
	Total Count	%f	%cf
	Min		
2.5	0	0	0
7.5	0	0	0
12.5	1	0.769231	0.76923
17.5	0	0	0.76923
22.5	14	10.76923	11.53846
27.5	23	17.69231	29.23077
32.5	29	22.30769	51.53846
37.5	23	17.69231	69.23077
42.5	12	9.230769	78.46154
47.5	10	7.692308	86.15385
52.5	6	4.615385	90.76923
57.5	3	2.307692	93.07692
62.5	5	3.846154	96.92308
67.5	2	1.538462	98.46154
72.5	1	0.769231	99.23077
77.5	1	0.769231	100
82.5	0	0	100
87.5	0	0	100
92.5	0	0	100
97.5	0	0	100
102.5	0	0	100
	130	100	



From Curve

- 15th percentile speed = 24Kmph
- 50th percentile speed = 32Kmph
- 85th percentile speed = 48Kmph
- 98th percentile speed = 68Kmph